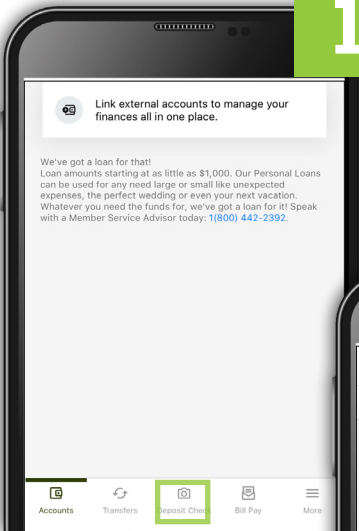


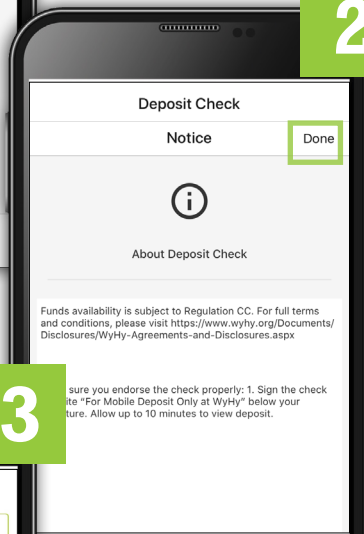
Depositing a Check with Remote Deposit Capture

WyHy Digital: Online & Mobile Banking for iPhone

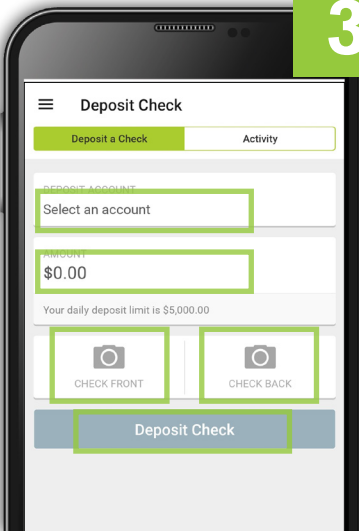
1



2



3



1

Open and log in to the WyHy Digital app on your mobile device. Once logged in, click the Deposit Check icon on the bottom nav bar.

2

An About Deposit Check disclosure will pop up. Read the two paragraphs, then click Done.

3

On the Deposit Check pop-up, complete the following 5 steps:

1. Select a Deposit Account from the drop-down list where you want the check to go.
2. Type in the exact amount of the check.
3. Click the first camera to take a photo of the front of the check.
4. Click the second camera to take a photo of the back of the check.
5. Click Deposit Check.

